




- Remove the valve timing inspection plug ①.
- Turn the crankshaft and align the “TDC” line (A) on the generator rotor with the index mark (B) on the crankcase.



CYLINDER HEAD COVER

- Remove the valve inspection caps.
- Remove the cylinder head cover.



CAMSHAFT

- Flatten the lock washer.
- Remove the cam chain sprocket bolts and lock washer.
- Remove the C-ring ①.
- Remove the camshaft and sprocket.

