


For All BMS SCOOTERS 150cc Gy6

FINAL GEAR OIL

Note: *Inspect monthly and change quarterly.*

Note: *80/90 weight gear oil is recommended in the final drive case. However, in extreme cold weather conditions, you may notice that the unit is hard to push. If that is the case, use lighter viscosity oil, such as 75 weight or equivalent motorcycle transmission fluid.*

- To check level, remove level screw on the left rear engine case.
- To drain oil, remove the drain plug at the rear bottom of the engine case. It is recommended to warm the engine for 10 minutes or more before draining final gear oil.






Final drive capacity

80ml	80/90 weight
------	--------------

ENGINE OIL

Note: *Inspect before each use. Change monthly.*

- Remove the drain plug from the left side bottom of the engine. Drain into oil pan for disposal.
- Remove the large cap on the right bottom of the engine and remove the screen.
- Wash the screen with cleaning solvent and refit, making sure the O-ring is still in good condition.
- Refill the engine with 10W-40 engine oil and run for 5 minutes.
- Check oil level on the filler cap stick to assure proper level.
- The cap needs to be screwed in for a proper reading.



CHASSIS

Grease chassis bushings and bearings with grease quarterly to assure smooth operation and extended life of the bushings and the components. If used in extreme wet and muddy conditions or dusty conditions, greasing is recommended more often.

CARBURETOR

Refer to Carburetor section.

VALVE CLEARANCE

Refer to Engine section.